

After passing the checkpoint should go to any vessel, it must carry the permit by the port agent, and the next checkpoint officer asked for the identification and the document described above.


When boarding the boat was officially part of the port and the crew of the vessel, who again require identification.




The protection for worker

Port workers and visitors who are within the port shall carry the following clothing:

- Boots
- Casco,
- Globes
- reflective vest

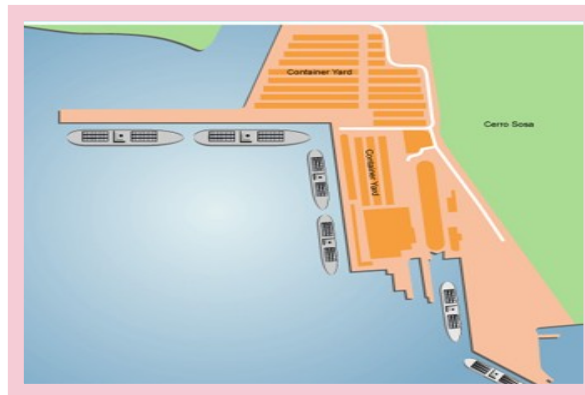


But all the workers should have their uniform for each taks.



The Panama Ports Company's ports operates have also benefited from the company's policy of training local staff and transferring best practices and proprietary leading-edge technology. Panama Ports Company is a dynamic, customer-driven business, dedicated, like other ports of HPH, to enhancing the competitiveness of the many shipping lines we serve.

Panama Ports Company is proving its commitment to the shipping industry and Panama by doing both; providing excellence in serve and facilities to all our customers.



University of Panama
CRUC
F.A.E.C.O.
AEMAR School



Panama Ports Company





How Many workers

HPH is a company with more than 27,000 employees worldwide, operates in 44 ports 255 springs in 22 countries around the world. HPH has made considerable investments in more than 27 ports worldwide and manages approximately 10% of container traffic in the world. Panama Ports manages the handling of two terminal ports in the Republic of Panama, one in the Caribbean and the other in the Pacific.

Location

PPC, a subsidiary of Hutchison Port Holdings, operates two ports in Panama, the Balboa port located at the end of the Panama Canal on the Pacific Ocean and the Cristóbal port in the Panama Canal exit to the Atlantic Ocean. It serves as a major hub for serving as major hubs for the Atlantic and Pacific trade routes. Port facilities have the capability to handle containers, general cargo, loose cargo, and passenger ships.



Different shift

Employees in PPC have several shift, diurnal, nocturnal. Some of them have rotative shifts. This shifts usually are of 8 hours.

The Risk

Prevention of accidents or injuries is the key element in protecting our most valuable asset: our people. That is why PPC has various mishap prevention and emergency readiness programs that include Professional Training, Safety Promotion as well as accident investigations.



The security to enter

In each of the entrances to the premises at the checkpoints, security guards have the duty to register incoming staff. Therefore, it is grateful to all those who allow it to properly carry out the following:

- Lower the windows of the vehicle that travels so you can see who is the driver, identified by his employment pass.
- Let the security guards to register their vehicle.
- If an employee is accompanied on his companion

must identify the vehicle allowing it to record your ID number and your name and must mention the site you are going and the reason is entered the port facilities.

- All personnel entering on foot must abide by the requirements of the Department of Protection.
- It is important that the sticker of the port, for access, is visible and corresponds to the current year.
- In the case of visits, inform grateful to be identified in the port of entry, giving their names and indicating where they are going and with whom, so that the guards can easily verify the information provided.

